


HPCC By The Numbers

A Snapshot of the HPCC Evaluation

Homeless on a Single Night



U.S.
1.9 per 1,000



Illinois
1.1 per 1,000




Chicago
2.4 per 1,000

Call Center Use

As reported in FY 2016

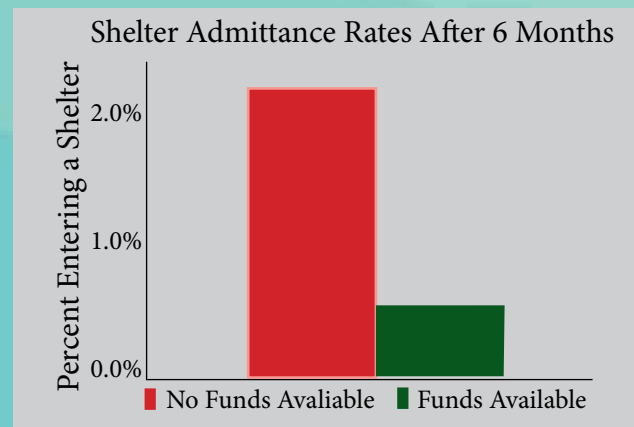


11,514 Calls for
Rent



6,873 Calls for
Security Deposits

Call Center Impact



76% Reduction in Homelessness
Among All Eligible Callers

88%

Reduction in
Homelessness
Among Very Low
Income Callers

*Very low income callers defined as callers below 90% of the Federal Poverty